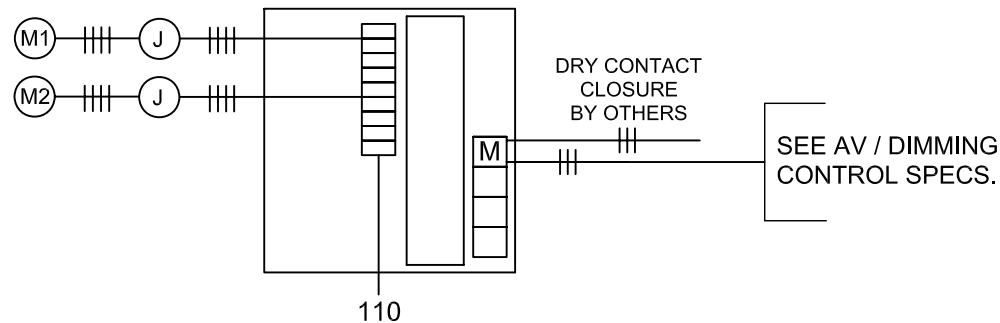
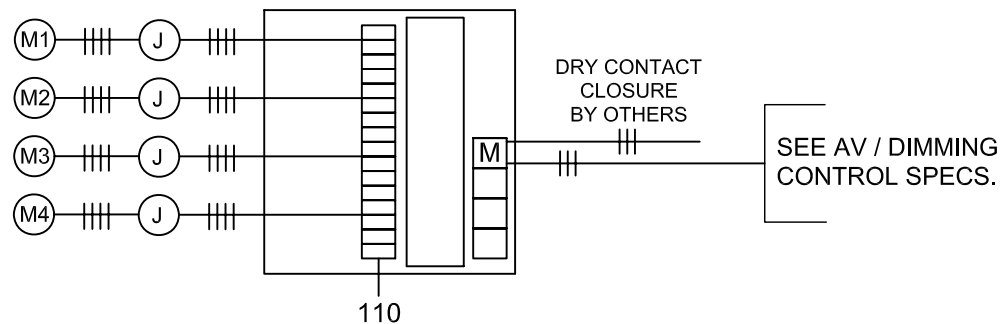


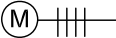


2 MOTOR CONTROL INTERFACE WC - 2M - GC




4 MOTOR CONTROL INTERFACE WC - 4M - GC




LEGEND :

-  LINE VOLTAGE MOTOR WITH UP TO 6' LEAD
4 WIRES, 18 AWG, EACH MOTOR DRAWS
1.7 AMPS. SUPPLIED WITH SHADE.
-  JUNCTION BOX WITH SINGLE GANG COVER PLATE
WITH FOUR PRONG CONNECTOR. JUNCTION BOX
BY OTHERS, PLUG IN PLATE SUPPLIED BY DFB.
-  4 WIRE LINE VOLTAGE RUN FROM
JUNCTION BOX TO GROUND SUPPLIED & INSTALLED BY
OTHERS. 4 CONDUCTOR TO INCLUDE DIRECTION 1,
DIRECTION 2 COMMON AND GROUND


 3 WIRE LOW VOLTAGE RUN FROM 4 MOTOR
CONTROLLER TO DRY CONTACT MOMENTARY
CLOSURES 1 FOR UP, 1 FOR DOWN.

WC- 4M- GC



INDIVIDUAL AND 4 GROUP CONTROL
MODULE FOR LOW VOLTAGE INTERFACE,
SUPPLIED BY DFB
INSTALLED BY OTHERS

WC- 2M- GC



INDIVIDUAL AND 2 GROUP CONTROL
MODULE FOR LOW VOLTAGE INTERFACE,
SUPPLIED BY DFB
INSTALLED BY OTHERS



Track-Text • Panel-Text • Sol-R-Shade • Athey Shade • Vitruv • Vasari

DFB Sales Inc.
Vertical Interior Products
21-07 Borden Avenue
Long Island City, NY 11101
t 718 729 8310 f 718 706 0526

**DFB Line Voltage 2 & 4 Motor Controller Interface
Wiring Diagram**